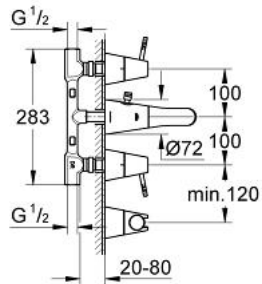
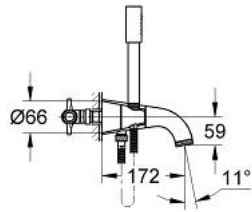


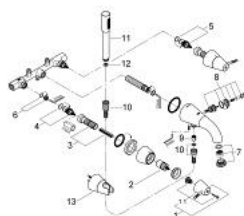
31 039 BK0 GROHE F1 THREE-HOLE BATH COMBINATION



PRODUCT DESCRIPTION

- with adjusting lever handle
- wall mounted
- cast spout
- integrated pressure converter
- D-mousseur
- ceramic headpart 1/2"
- 90° angle
- right- and left-closing
- level regulation for handle gap setting
- threaded sleeve with axial movement compensation
- with wall shower holder
- conical
- Sena hand shower
- metal shower hose
- 1500 mm
- protected against backflow
- including concealed body

31 039 BK0 GROHE F1 THREE-HOLE BATH COMBINATION



SPARE PARTS, September 2002 – now

- 1: Handle (Spare part-nr. 45005BK0)
- 1.1: Replacement handle connection kit (Spare part-nr. 45011000)
- 2: Extension for spindle (Spare part-nr. 45204000)
- 3: Extension set, 80 mm (Spare part-nr. 45202000)
- 4: Ceramic headpart 1/2" (Spare part-nr. 45882000)
- 5: Ceramic headpart 1/2" (Spare part-nr. 45883000)
- 6: Seat (Spare part-nr. 45023000)
- 7: Mousseur (Spare part-nr. 13995BK0)
- 8: Diverter (Spare part-nr. 45179BK0)
- 9: Non-return valve (Spare part-nr. 08565000)
- 10: Metal shower hose (Spare part-nr. 28143BK0)
- 11: Hand shower 1 spray (Spare part-nr. 28034BK0)
- 11.1: Dirt strainer (Spare part-nr. 0700200M)
- 12: Dirt strainer (Spare part-nr. 0700200M)
- 13: Wall hand shower holder (Spare part-nr. 28586BK0)